

Bendi®

Designed to give optimal aisle performance while retaining many of the features which have made the award winning Bendi the first choice in articulated forklift trucks, the B420HL is capable of storing pallets in aisles as small as 1.75m offering great space savings over counterbalance and reach trucks. Bendi can achieve a storage density that exceeds that of a very narrow aisle (VNA) installation.

FEATURES

- Battery Electric
- 2,000kg Capacity
- 12.5m Lift
- 1.75m Aisle
- Dual Inside / Outside Capability

ERGONOMICS & SAFETY

- Comfortable Seating Position with All Truck Functions Easily Reached
- No "Deadman Switch" Required as Rotation Fully Visible from Drivers Cab
- Four Post Overhead Guard
- Full Hydraulic Power Steering

DRIVETRAIN

- Large Soft Tires
- Regenerative Braking
- Powerful 12kW AC Drive Motors
- 220° Over Rotating Steering

ELECTRICAL SYSTEM

- 48 Volt High Capacity Battery
- Maintenance Free AC Control
- Battery and Status Monitoring Display
- Provision for Radio Data Terminals / RFID Reader

ENGINEERING

- Full Backwards and Forwards Tilting Mast
- Accepts All Standard Attachments
- Award Winning Chassis Design
- Patented Rear Wheel Drive

B420HL RWD

Battery Electric Multi-Purpose
Articulated Forklift Truck




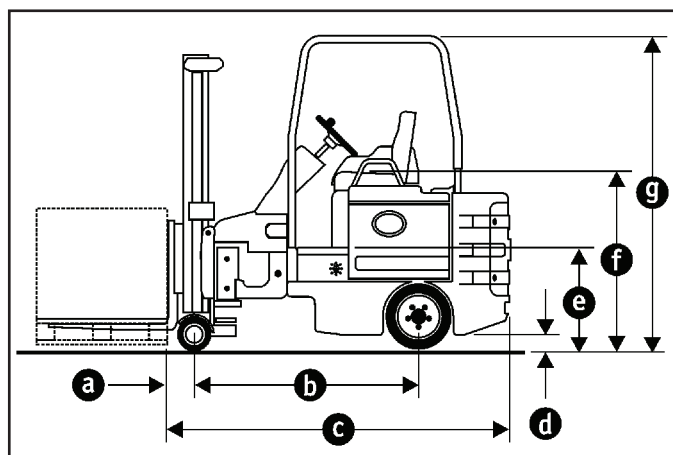
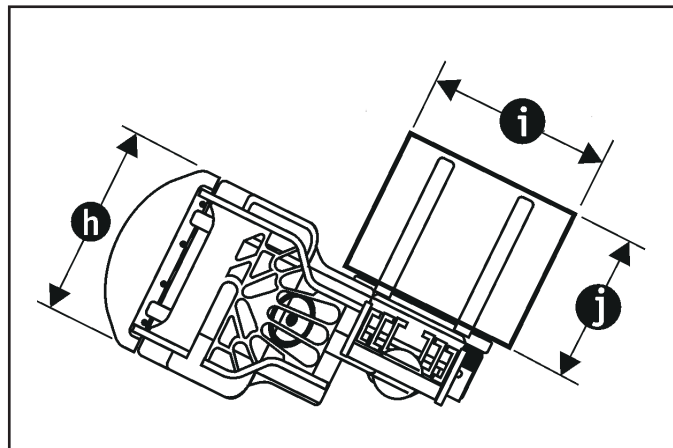
**Material Handling
Products**

BENDI B420HL RWD

Battery Electric Multi-Purpose Articulated Forklift Truck

TECHNICAL DATA

MODEL			B420HL
Capacity		kg	2,000
Load Centre		mm	500
Power Source			Traction Battery
Unladen Weight Including Battery		kg	8,400
Sideshift			Integral
Travel Speed (Adjustable)	Laden	kph	13
	Unladen	kph	14
Lift Speed	Laden	m/s	0.4
	Unladen	m/s	0.5
Lowering Speed	Laden	m/s	0.5
	Unladen	m/s	0.3
Tilt Range	Fore / Rear	deg	1 / 3
Overhead Guard Height	g	mm	2,250
Seat Height	f	mm	1,220
Cab Floor Height	e	mm	700
Minimum Ground Clearance	d	mm	80
Load Centre	a	mm	270
Overall Length to Face of Forks	c	mm	2,750
Wheelbase	b	mm	1,900
Chassis Width	h	mm	1,480
Maximum Gradient		%	15
Rotation Angle		deg	220
Combined Lift & Power Steer Motor Rating		kW	8
Drive Motor Rating - AC		kW	6 x 2
Wheel Size	Front	mm	305 x 150
	Rear	mm	460 x 230
Battery Type, Standard	900	Ah	9PZSH900
Minimum Battery Weight		kg	1,330
Control Type			AC



MAST DIMENSIONS Standard Triple Full Free Lift Mast

Lift Height	Free Lift	Closed Height	Extended Height	Lift Height
8,200 mm	3,245 mm	3,770 mm	8,737 mm	8,200 mm
9,000 mm	3,512 mm	4,037 mm	9,537 mm	9,000 mm
9,500 mm	3,712 mm	4,237 mm	10,037 mm	9,500 mm
10,000 mm	3,879 mm	4,404 mm	10,537 mm	10,000 mm
10,600 mm	4,079 mm	4,604 mm	11,137 mm	10,600 mm
11,000 mm	4,345 mm	4,870 mm	11,537 mm	11,000 mm
11,500 mm	4,512 mm	5,037 mm	12,037 mm	11,500 mm
12,000 mm	4,679 mm	5,204 mm	12,537 mm	12,000 mm
12,500 mm	4,845 mm	5,370 mm	13,037 mm	12,500 mm

AISLE DIMENSIONS

Load Depth x Width (j x i)	Minimum Clear Aisle
1,000 mm D x 1,200 mm W	1,750 mm
1,200 mm D x 1,000 mm W	1,950 mm
1,200 mm D x 800 mm W	2,050 mm
Minimum Clear Transfer Aisle	2,700 mm
Minimum End Aisle Clearance	750 mm

Landoll continuously improves products. We reserve the right to make any changes in illustrations, specifications, equipment, and prices without prior notice and without changes on previous models.

www.landoll.com/mhp

1900 North Street | Marysville, KS 66508 | (800) 428-5655



B320-0621