

## LIGHT CONSTRUCTION EQUIPMENT

Made in Sweden



## CONSTRUCTION MACHINERY

Made in Italy



## SPRAYING AND PUMPING SYSTEMS

Made in Italy



## POWERED ACCESS LINE


Made in Italy



**GRAVEL**

**FORWARD PLATE COMPACTORS**

**TAMPERS**



**F 82 / F 92**

Operating Weight: 85 / 93 kg  
Plate Width: 430 / 500 mm  
Centrifugal Force: 15 / 19 kN  
Honda Petrol Engine



**F 102 / F 112 / F 114**

Operating Weight: 100 / 106 / 108 kg  
Plate Width: 430 / 500 / 500 mm  
Centrifugal Force: 15 / 19 / 19 kN  
Yanmar / Yanmar / Hatz Diesel Engine  
Hour Meter

Hour Meter



**TX 77**

Operating Weight: 71 kg  
Foot Width: 285 mm  
Centrifugal Force: 13 kN  
Honda Petrol Engine  
Hour Meter



**TX 85**

Operating Weight: 86 kg  
Foot Width: 285 mm  
Centrifugal Force: 18 kN  
Yanmar Diesel Engine  
Hour Meter

Transport  
Cart

**REVERSIBLE PLATE COMPACTORS**



**FB 160**

Operating Weight: 160 kg  
Plate Width: 450 mm  
Centrifugal Force: 32 kN  
Honda Petrol Engine



**FB 175 / FB 170**

Operating Weight: 185 / 187 kg  
Plate Width: 450 mm  
Centrifugal Force: 32 kN  
Yanmar / Hatz Diesel Engine  
Hour Meter



**FB 235**

Operating Weight: 229 kg  
Plate Width: 550 mm  
Centrifugal Force: 40 kN  
Honda Petrol Engine



**FB 255 / 265**

Operating Weight: 265 kg  
Plate Width: 550 mm  
Centrifugal Force: 40 kN  
Yanmar / Hatz Diesel Engine  
Hour Meter



**FB 500**

Operating Weight: 500 kg  
Plate Width: 700 mm  
Centrifugal Force: 66 kN  
Hatz Diesel Engine  
Hour Meter, Compaction Indicator



**FB 450**

Operating Weight: 443 kg  
Plate Width: 700 mm  
Centrifugal Force: 60 kN  
Yanmar Diesel Engine  
Hour Meter, Compaction Indicator

Fully Hydraulic  
with Hydraulic  
Oil Cooler



**FB 510**

Operating Weight: 500 kg  
Plate Width: 700 mm  
Centrifugal Force: 66 kN  
Hatz Diesel Engine  
Hour Meter, Compaction Indicator

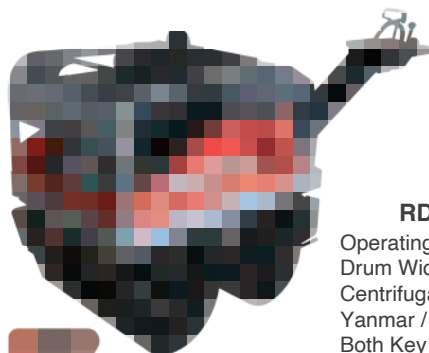
**ROUND PLATE**

**DOUBLE DRUM ROLLERS**



**FR 85**

Operating Weight: 88.5 kg  
Plate Width: 430 mm  
Centrifugal Force: 14 kN  
Honda Petrol Engine



Fully Hydraulic  
with Hydraulic  
Oil Cooler



**RDH 760Y / RDH 760Z**

Operating Weight (Max): 753 / 756 kg  
Drum Width: 650 mm  
Centrifugal Force: 21 kN  
Yanmar / Hatz Diesel Engine  
Both Key and Manual Start  
Water Tank: 65 Lit  
Hour Meter



Hour Meter



**DRIVE UNIT FOR MECH. POKERS & PUMPS**



**PVD TH**

Honda Petrol Engine  
Turn Table  
DY Coupling type /  
XN Pin type



**PVD FH**

Honda Petrol Engine  
Fixed Frame  
DY Coupling type /  
XN Pin type



**PVD FY / PVD FL  
PVD FZ**

Yanmar / Lombardini /  
Hatz Diesel Engine  
Fixed Frame  
DY Coupling type /  
XN Pin type



**PVD FES  
PVD FET**

Electric Drive  
(1-Ph & 3-Ph)  
Fixed Frame  
DY Coupling type /  
XN Pin type

XN Pin Type



DY Coupling Type



**PVG**

Head Dia: 28 / 32 / 38 / 45 / 60 mm  
Hose Length: 6 m (Standard)  
Vibration: 9000 - 12500 VPM  
Optional: Hose Length 4 / 9 / 12 m

**SUBMERSIBLE TRASH PUMP**

Discharge Dia: 50 / 75 mm  
Maximum Capacity: 600 / 1200 l/min  
RPM: 3000 - 3600  
Rubber Hose Length: 6 m  
Max Lift: 13 / 20 m  
DY Coupling type / XN Pin type



**SP 2 / SP 3**

**PNEUMATIC  
POKERS**

Head Dia: 25 /  
40 / 50 / 60 /  
80 / 100 mm  
Hose Length:  
2 / 4 / 6 / 9 m



**POKERS WITH BUILT-IN  
ELECTRONIC FREQUENCY  
CONVERTERS**

**PVEL**

**PVEL D**

Head Dia: 38 / 50 / 58 / 65 mm  
PVEL: Hose Length 5 m (Standard)  
Electric Cable Length 15 m  
PVEL D: Hose Length 0.4 m (Standard)  
Electric Cable Length 20 m  
Input: 1-Ph / 230V / 50 & 60 Hz  
Centrifugal Force: 1500 - 7000 N  
Different hose lengths are available  
upon request.

**MODULAR  
PORTABLE  
VIBRATORS**



**PVD 2000**

Head Dia: 28 / 32 / 40 /  
48 / 58 mm  
Hose Length: 1 - 4 m  
Electric Cable Length:  
Input: 1-Ph / 230V / 2.3kW  
/ 10A / 50Hz  
Centrifugal Force: 90 -  
660 N  
Different hose lengths are  
available upon request.

**FREQUENCY CONVERTERS**



**PVC 1.6**



**PVC 4.5  
PVC 6.0**



**PVCE 1.5  
PVCE 2.5**

No. of Sockets: PVC 1.6 - Two  
PVC 4.5 / PVC 6.0 - Four  
PVCE 1.5 - Two  
PVCE 2.5 - Three  
Input: 1-Ph & 3-Ph / 50 (60) Hz  
Output: 3-Ph / 42V / 200 (240) Hz

**FREQUENCY  
GENERATORS**



**PV FG H1.8  
PV FG L1.8  
PV FG Y1.8**

No. of Sockets: Two  
Output: 3-Ph / 42V / 200  
(240) Hz  
Honda Petrol / Lombardini  
/ Yanmar Diesel Engine

**HIGH FREQUENCY POKERS, MOTOR IN HEAD**



**PVE**



**PVE D**

Head Dia: 38 / 50 / 58 / 65 / 75 mm  
PVE: Hose Length 5 m (Standard)  
Electric Cable Length 10 m  
PVE D: Hose Length 0.4 m (Standard)  
Electric Cable Length 15 m  
Input: 3-Ph / 42V / 200 Hz  
Centrifugal Force: 1500 - 9000 N  
Different rubber hose lengths are  
available upon request.


**SINGLE BEAM SCREEDS**



**FBP HP**

Length: 2.0 / 3.0 / 4.0 / 5.0 m  
Centrifugal Force: 2000 N  
Frequency: 9000 VPM  
Honda Petrol Engine

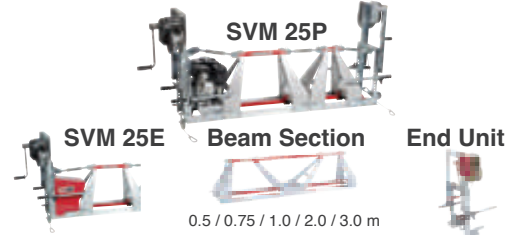
**DOUBLE BEAM SCREEDS**



**SVF**

Length: 2.2 / 3.2 / 4.2 / 5.2 / 6.2 / 7.2 m  
Maximum Vibration Depth: 150 mm  
Centrifugal Force: 3140 N  
Motor: Electrical Motor (3-Ph)

**MODULAR TRUSS SCREEDS**



0.5 / 0.75 / 1.0 / 2.0 / 3.0 m

Length: Up-to 25 m  
Maximum Vibration Depth: 150 mm  
Centrifugal Force: 500 N/m  
Honda Petrol Engine / Electrical Motor (3-Ph)

**WALK-BEHIND TROWEL**

**TR 600E/P**



**TR 950E/P**



**TRG 600 GH**



**TR 750P**



**TRG 900 GH / TRG 900 DY**



Floating Disk Blade Set

Blade Dia: 581 - 935 mm  
Honda Petrol Engine /  
Yanmar Diesel Engine  
Electrical Motor  
(1 & 3-Ph / 50 & 60 Hz)

**RIDE-ON TROWEL**



**TR 2000 HRM**

Blade dia: 935 mm  
Working (LxW): 1905 x 935 mm  
Spray System: Pressurized  
Honda Petrol Engine

**FLOOR SAWS**

Diamond Blades Ø 500 mm

Concrete Asphalt



Hour Meter

**FS 500 GH / FS 500 DL / FS 500 DY**

Blade dia: 500 mm  
Cutting Depth: 184 mm  
Honda Petrol / Kohler-Lombardini /  
Yanmar Diesel Engine  
Diesel Engine I Water Tank: 30 Lit

## Concrete Mixers

**SYNTESI 140**  
with STANDARD DOUBLE INSULATION   
in accordance with Std. EN12151



### Syntesi 140 - Syntesi 160 - Syntesi 190 - Syntesi 250 - Syntesi 350

Noiseless concrete mixers with high resistance transmission belt and innovative worm screw tilting system.  
Drum capacity from 140 to 350 litres. Poly drum version (available on Syntesi 140). Single-phase 230V/50Hz motor (all models).  
Petrol engine 4.2 kW (Syntesi 190, 250, 350).


**MINIBETA ROLLBETA RIOBETA 140**  
with STANDARD DOUBLE INSULATION   
in accordance with Std. EN12151



### Syntesi 350

#### Syntesi With Pneumatic Wheels

Concrete mixers fitted with two or four pneumatic wheels for displacements.




### Minibeta

### Rollbeta

### Riobeta 140

Compact, lightweight concrete mixers easy to transport.  
Poly drum version (available on Minibeta and Rollbeta).

## Continuous Cycle Mixers and Mortar Mixers



### Spin 15 A

### Spin 30 Plus

#### Continuous Mixers

for quickly mixing: premixed plasters, masonry mortars, self-levelling materials and premixed materials in bags for conventional floor-screeds. Optional fine mortar mixing kit (available for Spin 15 A).



### Mix 60 Plus - Mix-All - Mix 80 - Mix 120 Plus - Mix 200 - Mix 360 - Mix 750

#### Mortar Mixers

with forced-duty planetary mixing system for fast and homogeneous batching.  
Drum capacity from 60 to 750 litres.

## Hoists

*The IMER Group hoist range is completed with a wide choice of optional accessories.*



### High Speed Hoists

Hoists with high lifting speed that allow to rapidly work on construction sites with great heights.



### Airone 200 N Airone 300 New

Hoists with telescopic arm for scaffold attachment.



### Stand Hoists

Stand hoists with max. capacity up to 1000 kg, particularly suitable for heavy duty use on site.



### Ap 150

Scaffold winch with swivelling bracket. Max. capacity: 150 kg.

## Tile & Masonry Saws



### Combi 250 / 600 - Combi 250 / 1000 Combi 250 / 1500

Water-cooled tile saws with sliding cutting head for ceramic, stone materials, bricks and stone. Cutting length up to 1500 mm.



### C350 Ipower / 1200

High power saw for cutting marble, bricks and stone.



### Smart Cut 350 - M 400 Smart Masonry 600 - Masonry 750

Water-cooled saws for bricks, stone materials and stones.

## Wood Saws



### H110

Wood saws with fixed or adjustable cutting height for wooden planks, side panels and wooden or laminar structural works.

## Floor Saws



### Terra 450 - Terra 500

Lightweight, compact and easy to handle. For small repair and maintenance works of industrial floors or roadways and for cutting large concrete and asphalt surfaces.

## Mini-Dumpers



### Taurus 500 - Taurus 700 - Taurus 1000

Ideal solution for the transportation and handling of various types of material on site at ease on any terrain, including tough slopes, steps and ramps.

## For Plastering: Premixed Mater



**Koine 3.1**



**Koine 4**


**Plaster Sprayer Line** for mixing and spraying plastering mortars in bags or from silo: premixed materials, gypsum base premixed materials, lightened materials, insulating plasters, fine mortar.

## For Pumping and Spraying: Premixed Plasters and Traditional Mortar



**Small 50 EVO  
Mighty Small 50 Plus  
S 50 Airless**

**Multi-purpose Screw Pumps** for spraying conventional mortar and premixed plasters, premixed thixotropic products, waterproofing products, smoothing and coloured products, coatings with paints; for filling joints; for strengthening injections.



**Prestige**

**Hydraulic Screw Pump** with Diesel engine for mixing and spraying plastering mortars in bags or from silo: premixed materials, gypsum base premixed materials, insulating plasters, lightened materials, self-levelling screeds.



**Step 120**


**Screw Pump** for spraying or pumping conventional mortar and premixed plasters, fibre-reinforced and refractory mortars, grouting, fireproof materials, self-levelling screeds and for reinforcing injections at controlled pressure.

## For Self-Levelling Floor Screeds



**Step 120 A  
Screw Pump** for anhydrite-based or cement-based self-levelling floor screeds.

## Plaster Finishing Machine



**Speedy  
Electric plaster finishing machine** for fine/ medium plaster grain size and rough plaster.



## For Pumping Concrete and Shotcreting

## For Distributing Concrete



**Booster 15 - Booster 50**  
**Two-cylinder Piston Pumps**

with hydraulic control for pumping concrete, self-levelling floor screeds and for shotcreting.



**Gerris 800**  
**Crawler Concrete Placing Boom**

Self-propelled machine, with reduced dimensions (800 x 4940 mm) and low weight (2500 kg). Ideal to distribute pumped concrete, in any position within its range of action of about 8 m and up to a height of 11.20 m. Double motorization: gasoline (main) and electric (auxiliary).

## For Floor Screeds



**Mover 270d EVO**



**Mover 190E - Mover 270E**

### Conventional Pneumatic Floor-Screed Conveyors Line

with automatic pumping cycle. Single-phase and three-phase versions with direct drive. Diesel version with double air flow rates (Mover 270d).

## Accessories compatible with any model of mortar machine

## PRO-TEK LINE



**Stators and Rotors**



**Spray Gun Set and Material Hoses**



**Pipeline Accessories**

## Mini Scissor Lifts

### ■ Easy Up / IM 4080-5080




5,20 m



200 kg

EASY UP 5



5,20 m



200 kg

EASY UP 5 SP



5,20 m



120 kg

EASY UP 5 Picking

IM 4080 UL  
IM 5080 UL  
IM 4080 H  
IM 5080 H



5,80 m  
(IM 4080)

6,90 m  
(IM 5080)




230 kg  
130 kg (ext.)

IM 4080  
IM 5080

## Electric Scissor Lifts

### ■ IM 80 AC

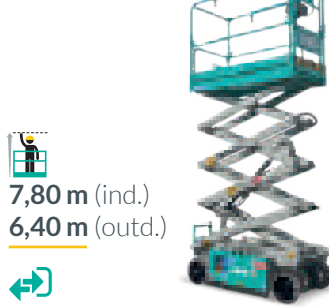


6,50 m (ind.)  
5,70 m (outd.)



230 kg  
130 kg (ext. outd.)

IM 4680 AC




7,80 m (ind.)  
6,40 m (outd.)



230 kg  
130 kg (ext. outd.)

IM 5980 AC




9,20 m (ind.)  
7,40 m (outd.)



230 kg  
130 kg (ext. outd.)

IM 7380 AC

### ■ IM 90 AC




8,30 m (ind.)  
6,70 m (outd.)



400 kg

IM 6390 AC




10,20 m (ind.)  
7,25 m (outd.)



300 kg

IM 8290 AC




12,00 m (ind.)  
8,30 m (outd.)



300 kg

IM 10090 AC



14,00 m (ind.)  
9,40 m (outd.)




230 kg

IM 12090 AC



## Electric Scissor Lifts

### IM 122 AC



10,20 m (ind.)  
7,80 m (outd.)



500 kg

IM 8122 AC



12,00 m (ind.)  
8,50 m (outd.)



450 kg

IM 10122 AC




14,00 m (ind.)  
9,00 m (outd.)



350 kg

IM 12122 AC



15,90 m (ind.)  
9,80 m (outd.)




250 kg

IM 14122 AC

## Diesel-Electric Scissor Lifts

### IM 180





12,80 m



500 kg  
600 kg (stabilized)

IM 11180 E  
IM 11180 D  
IM 11180 DE



14,80 m



400 kg  
500 kg (stabilized)

IM 13180 E  
IM 13180 D  
IM 13180 DE

### IM 220




16,20 m



800 kg

IM 14220 E  
IM 14220 D



19,00 m



540 kg

IM 17220 E  
IM 17220 D

## Crawler Access Platform

### ■ IM R 13 T / IM R 15 DA / IM R 18 SA / IM R 19 SA IM R 20 SA / IM R 23 DA




**IM R 13 T PETROL**

230 kg (outreach 5,5 m)  
140 kg (outreach 6,3 m)  
90 kg (outreach 6,8 m)



**IM R 15 DA PETROL  
IM R 15 DA DIESEL  
IM R 15 DA LITHIUM**

230 kg (outreach 7 m)




**IM R 18 SA PETROL RC  
IM R 18 SA DIESEL RC  
IM R 18 SA LITHIUM  
IM R 18 SA HYBRID**

230 kg (outreach 8.3 m)  
140 kg (outreach 10.0 m)  
90 kg (outreach 11.2 m)




**IM R 19 SA EVO PETROL  
IM R 19 SA EVO DIESEL  
IM R 19 SA EVO LITHIUM**

230 kg (outreach 7.7 m)  
140 kg (outreach 8.7 m)  
90 kg (outreach 9.3 m)



**IM R 20 DA PETROL RC  
IM R 20 DA DIESEL RC  
IM R 20 DA LITHIUM  
IM R 20 DA HYBRID**

230 kg (outreach 10.0 m)



**IM R 23 DA PETROL  
IM R 23 DA DIESEL  
IM R 23 DA LITHIUM**

230 kg (outreach 10,6 m)  
140 kg (outreach 12 m)

## Product Range

### Construction, Concrete and Mortar Equipment

Backhoe loader, Compactors, Walk-behind rollers, Rammers, Power Trowels, Floor Saws, Poker Vibrators, Screeds, Submersible Trash Pumps, Site Concrete Mixers, Tile / Block table cutters, Hoists, Mortar mixers, Plaster finishing machines, Mortar screw pumps, Fireproofing material spraying machines, Grouting machines, Screed pumps, Sand pumping machines, Stationary concrete pumps, and shotcrete pumps.




### Material Handling Equipment & Mobile Elevating Work Platforms (MEWP)

Scissor Lifts, Crawler Mounted Work Platforms, Forklifts, Reach trucks, Hand and motorized pallets, Articulated trucks, and other specialized equipment.



### Power Products

Tower lights, Diesel Engines and Generators. Range 2.0 kVA - 1000 kVA.



### Air Compressors

From oil injected screw types to Class Zero Oil-free compressors, and from stationary reciprocating types to Diesel-driven portable air compressors. Range 200 cfm - 1200 cfm.



### Marine Inboard Engines

Marine inboard diesel engines ranging from 278 HP up to 1800 HP.



### Water Management Solutions

Water solutions including electric, industrial, domestic, and dewatering pumps.



### Agricultural Tractors

Agricultural tractors and accessories.

## PARTNER BRANDS

**SWEPAC**

**IMER**  
TOGETHER WE BUILD

**YANMAR**

**ESCORTS**

**Yale**  
LIFT TRUCK TECHNOLOGIES

**Bendi**

**ELGi**  
Always Better.

**Kirloskar**  
Oil Engines

**LOWARA**  
a xylem brand

**dp pumps**

**Bell & Gossett**  
a xylem brand

**AC FIRE PUMP**  
a xylem brand

**Lubi**  
PUMPS-MOTORS

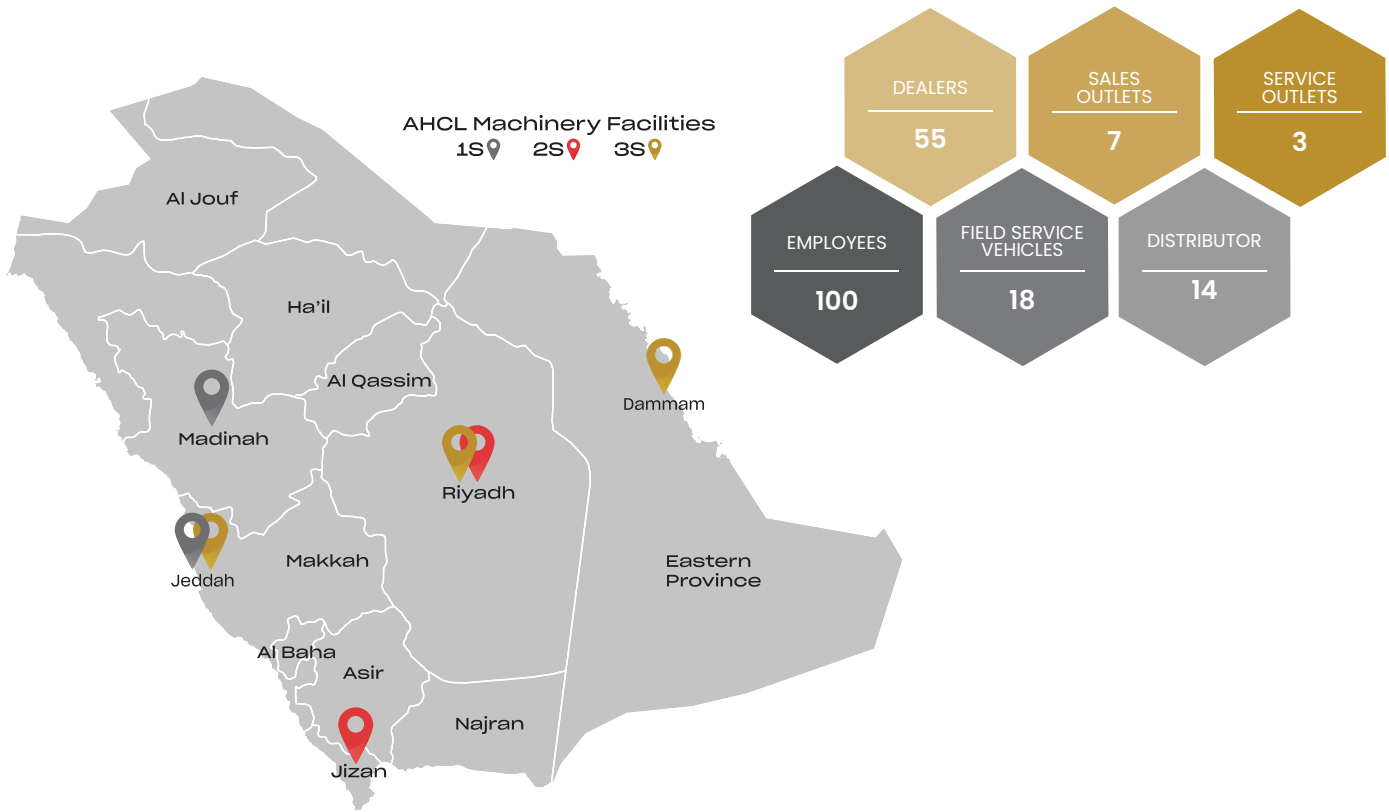
**oasis pump**

**Landini**

**SONALIKA**  
INTERNATIONAL



## 80 Years of Growth 1945~2025



شركة عبد الله هشام المحدودة  
 Abdullah Hashim Company Ltd.  
 Machinery Division

Abdullah Hashim Company Ltd | Machinery Division  
 Dammam, Saudi Arabia  
 Muqet Arsalan | Product Manager | M: +966 56 365 9204  
 Email: m.arsalan@ahcl.com.sa | Web: www.ahcl-machinery.com | LinkedIn: ahclmachinery



IMER International S.p.A.  
 Construction Machinery | Via della Meccanica, 39 - Zona Ind.le Sentino 53040 Rapolano Terme (Siena) Italy  
 Access Platforms | Via San Francesco d'Assisi 8 - 46020 Pegognaga (MN) Italy  
[www.imergroup.com](http://www.imergroup.com)



SWEpac  
 Swebac AB, Bergvägen 7, 341 32 Ljungby, Sweden  
[www.swebac.com](http://www.swebac.com)