

COLD STORAGE DOORS




GANDHI
Automations Pvt Ltd

India's **No.1** Entrance Automation & Loading Bay Equipment Company

EUROPEAN COLLABORATION AND TECHNOLOGY WITH INNOVATIVE AND CREATIVE ENGINEERING FOR MORE THAN 25 YEARS



A PARTNER WHO STANDS BY YOUR SIDE



ORIGINAL SPARE PARTS


Guaranteed original spare parts availability for 10 years

A large blue industrial sliding door is partially open, revealing a white interior. The door has a ribbed texture and is mounted on a white frame. The background shows a clean, industrial environment with a grey floor and yellow safety markings.

CONTENTS

4	Our Quality for Your Safety
6	High Speed Performance Doors – Freezer Doors
8	Prime Freezer
10	Prime Freezer Duo
12	Prime Freezer Push-Pull
14	Refrigeration Doors
16	Sliding Doors for Positive Temperatures (GTN series)
17	Sliding Doors for Negative Temperatures (GBT series)
18	Sliding Doors with Meat Rail Passage (GPG Series)
19	Automatic Sliding Doors
22	Controlled Atmosphere Doors - GTN9CA
24	GUILLOTINE - Vertical Sliding Doors
28	Hinged Doors
29	Hinged Doors with Meat Rail Passage
32	To and Fro Doors
34	Hygienic Office Doors

Our Quality For Your Safety



Gandhi Automations Pvt Ltd is India's No.1 Entrance Automation & Loading Bay Equipment Company. Since 1996, we have been designing, manufacturing, exporting and installing products that are hassle-free, safe and easy to operate. Gandhi Automations Pvt Ltd is a globally well-renowned brand, which is a result of years of hard work, innovation, commitment to quality & reliable customer service. We are a Government of India recognised 'Star Export House'.

Our comprehensive product portfolio consists of :
High Speed Industrial Doors, Dock Levelers & Dock Shelters, Rolling Shutters, Sectional Overhead Doors, Aircraft Hangar Doors & Shipyard Doors, Gates & Boom Barriers.

Head Office

Headquartered in Mumbai, the commercial capital of India, our company has expanded its manufacturing capacity, operations, geographical reach and customer base globally. Today our products are marketed by us and our distributors in more than 70 countries across the globe.

Competent Advice

Proper customer guidance and service are our top priorities. Our well trained and experienced specialists are always at your disposal from the project planning stage to final stages of handover, inspection as well as training. They help you choose a perfect product solution tailored to meet your requirements.



Quality Management

The company caters to following certifications : ISO 9001:2015, ISO 14001:2015 and ISO 45001:2018 by TÜV Austria. This has resulted in implementing continuous improvement towards personnel training, production, equipment calibration, machinery maintenance, logistics and customer relations.

Our global presence so far

United Arab Emirates		Israel		Cameroon		Philippines	
Saudi Arabia		Iran		Ghana		Rwanda	
Kuwait		Egypt		Indonesia		Senegal	
Bahrain		Angola		Malaysia		Singapore	
Qatar		Australia		New Zealand		Tanzania	
Oman		Bangladesh		Nigeria		Thailand	
Jordan		Brazil		Peru		Vietnam	



Our product engineering team uses latest software applications combined with advanced machinery to offer our customers an excellently engineered, efficient and finished product.

Installation, Commissioning & Service

Our team of committed and diligent engineers and technicians are at your service round the clock; many of whom are trained at advanced training centers in Europe so as to ensure perfect installation and trouble-free commissioning according to the specifications. Thus, always assuring product reliability and longevity.

Advance Manufacturing

Our strategically located state of the art manufacturing and warehousing facility of 5,00,000 sq. ft. near Bhiwandi (40km NE of Mumbai) ensures high-quality product output and short delivery time.

The constant innovation and creative engineering applications of Gandhi Automations is a result of extensive and accurate in-house research and development.

All essential product components & accessories as well as control technology units are designed in-house and produced using European collaboration and technology.



Packaging & Dispatch Area

Special care and all necessary precautions are taken while packaging the products for dispatch. Each consignment is supervised by a team of experts who ensure that material is dispatched safely, efficiently and promptly.

Uganda		Seychelles		Kenya		Chile	
United Kingdom		Sierra Leone		Lebanon		Cote D'Ivoire	
Germany		South Africa		Madagascar		Cyprus	
Mauritius		Sudan		Maldives		Ethiopia	
Sri Lanka		Taiwan		Mexico		Fiji	
Turkey		Tanzania		Papua New Guinea		Iraq	
Italy		Togo		Russia		Japan	

High Speed Performance Doors - Freezer Doors



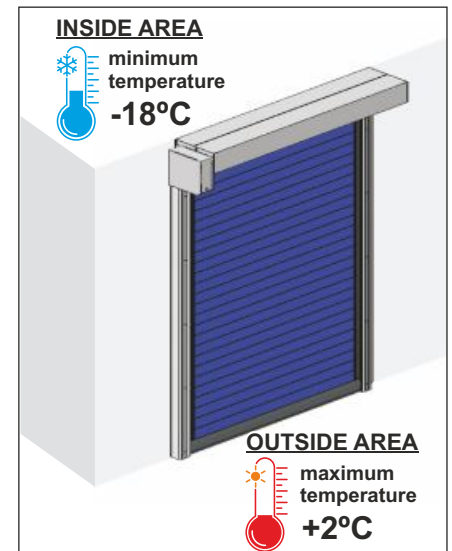




Positive & Negative Temperature - Freezer Room Application

Prime Freezer

- Designed specifically for temperature-controlled rooms with both positive and negative temperature range of -18°C to +2°C
- Special double curtain construction with Expanded Polyethylene (EPE) foam insulation
- Heating elements prevent ice formation even during intensive cooling
- Self-supporting construction with an anti-crash protection system
- Ideal for the refrigeration industry



Technical Specifications

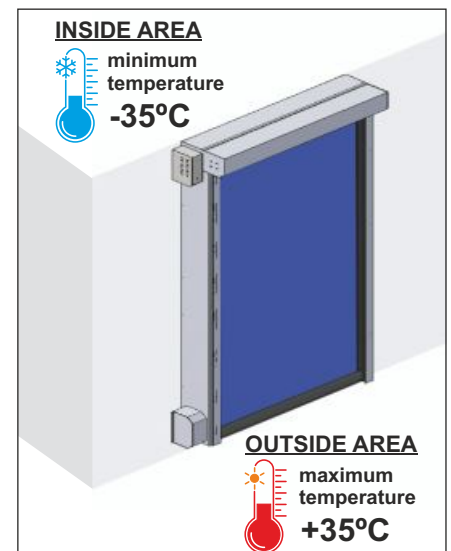
Door Type : Roll-up						
Use	Internal Door			Standard		
Door Sizes	Max PL upto			4500 mm		
	Max PH upto			5000 mm		
Speed	Inverter Motion system to adjust different speeds, with progressive control of acceleration & deceleration during braking					
	Opening Speed upto			2.0 m/s		
	Closing Speed			0.5 m/s		
Security Features	EN 13241-1			Standard		
Resistance to Wind Load	EN 12424			Class 2		
Thermal Transmittance	EN 12428			2.2 W/m²K		
Curtain	Fabric	0.9 - 1.5 mm		Standard		
	Insulation	10.0 mm		Standard		
Side Guide	UHMWPE 1000			Standard		
Guide Structure Material / Surface	Aluminium			Standard		
	Galvanised Steel / Stainless Steel 304 / 316 matt finish			Optional		
Shaft / Operator Cover	Straight			Standard		
Operator and Control	Connecting Voltage			230V – 1ph, N 415V – 3ph, N		
	Open-Stop-Close Button			Standard		
	Protection Category (Operator / Control)			IP 54 / IP 65		
	Emergency-OFF Button			Optional		
	Closing Zone Monitoring	Light Grille IP 67		Optional		
	External Route Monitoring	Inbuilt Photocell		Standard		
	Door area Monitoring	Radar Presence Detector		Optional		
		Induction Loop		Optional		
	Reverse Proximity Sensor			Standard		
	Electronic Limit Switch			Standard		
Emergency Opening	Crank Handle			Standard		
Standard Curtain Colours		Blue	Similar to RAL 5010		Red	Similar to RAL 3002
		Yellow	Similar to RAL 1018		Grey	Similar to RAL 7035
		Orange	Similar to RAL 2004		White	Similar to RAL 9003
		Black	Similar to RAL 9005		Green	Similar to RAL 6026











**Innovative Dual Curtain
& Blower Technology -
Refrigeration Application**

Prime Freezer Duo

- Innovative dual curtain technology- simultaneous open and close operation with a hot air blower
- This unique technology aids in isolating the freezer area from other areas reducing convection
- Partial opening and full opening are available to minimize convection and energy losses, along with fast operations
- Prime Freezer Duo High Speed Doors are self-repairing; the door curtain resets itself in case of accidental impact
- Zero rigid elements within curtains prevent any damage to personnel and material



Technical Specifications

Door Type : Roll-up						
Use	Internal Door			Standard		
Door Sizes	Max PL upto			4500 mm		
	Max PH upto			5000 mm		
Speed	Inverter Motion system to adjust different speeds, with progressive control of acceleration & deceleration during braking					
	Opening Speed upto			2.5 m/s		
	Closing Speed			0.5 m/s		
Security Features	EN 13241-1			Standard		
Resistance to Wind Load	EN 12424			Class 1		
Thermal Transmittance	EN 12428			2.0 W/m²K		
Curtain	Fabric	0.9 - 1.5 mm		Standard		
Side Guide	UHMWPE 1000			Standard		
Guide Structure Material / Surface	Galvanised Steel			Standard		
	Stainless Steel 304 / 316 matt finish			Optional		
Shaft / Operator Cover	Straight			Standard		
Operator and Control	Connecting Voltage			230V – 1ph, N 415V – 3ph, N		
	Open-Stop-Close Button			Standard		
	Protection Category (Operator / Control)			IP 54 / IP 65		
	Emergency-OFF Button			Optional		
	Closing Zone Monitoring	Light Grille IP 67		Optional		
	External Route Monitoring	Inbuilt Photocell		Standard		
	Door area Monitoring	Radar Presence Detector Induction Loop		Optional Optional		
	Reverse Proximity Sensor			Standard		
	Electronic Limit Switch			Standard		
Emergency Opening	Crank Handle			Standard		
Standard Curtain Colours		Blue	Similar to RAL 5010		Red	Similar to RAL 3002
		Yellow	Similar to RAL 1018		Grey	Similar to RAL 7035
		Orange	Similar to RAL 2004		White	Similar to RAL 9003
		Black	Similar to RAL 9005		Green	Similar to RAL 6026



**Push-Pull Technology
with Light Bottom
for Freezer Applications**









Prime Freezer Push-Pull

- Distinct push-pull technology high speed door for freezer room application
- Super quick operations and minimal maintenance
- Push-Pull technology enables the light bottom of the door, eliminating dangerous impacts on man or material movement
- Effective sealing limits the loss of cold air. Self-supporting construction with anti-crash protection system
- Special double curtain construction with Expanded Polyethylene (EPE) foam insulation Suitable for operating temperature -30°C up to +5°C



Push-Pull Technology

Technical Specifications

Door Type : Roll-up						
Use	Internal Door			Standard		
Door Sizes	Max PL upto			4000 mm		
	Max PH upto			5500 mm		
Speed	Inverter Motion system to adjust different speeds, with progressive control of acceleration & deceleration during braking					
	Opening Speed upto			1.2 m/s		
	Closing Speed			0.5 m/s		
Security Features	EN 13241-1			Standard		
Resistance to Wind Load	EN 12424			Class 1 / 2		
Thermal Transmittance	EN 12428			2.2 W/m²K		
Curtain	Fabric	0.9 - 1.5 mm		Standard		
	Insulation	10.0 mm		Standard		
Side Guide	UHMWPE 1000			Standard		
Guide Structure Material / Surface	Galvanised Steel			Standard		
	Stainless Steel 304 / 316 matt finish			Optional		
Shaft / Operator Cover	Straight			Standard		
Operator and Control	Connecting Voltage			415V – 3ph, N		
	Open-Stop-Close Button			Standard		
	Protection Category (Operator / Control)			IP 54 / IP 65		
	Emergency-OFF Button			Optional		
	Closing Zone Monitoring	Light Grille IP 67		Optional		
	External Route Monitoring	Inbuilt Photocell		Standard		
	Door area Monitoring	Radar Presence Detector		Optional		
		Induction Loop		Optional		
	Reverse Proximity Sensor			Standard		
Electronic Limit Switch			Standard			
Emergency Opening	Crank Handle			Standard		
Standard Curtain Colours		Blue	Similar to RAL 5010		Red	Similar to RAL 3002
		Yellow	Similar to RAL 1018		Grey	Similar to RAL 7035
		Orange	Similar to RAL 2004		White	Similar to RAL 9003
		Black	Similar to RAL 9005		Green	Similar to RAL 6026

Refrigeration Doors



Sliding Doors

Sliding doors are the most preferred type of door in industrial manufacturing plants and cold storage since it expands the operation area and provides ease of use, available in any size, sliding doors are used both in cold rooms and frozen storage/quick freezing rooms.

Gandhi Automation's sliding doors are available in single-leaf and double-leaf versions and are the best storage doors for your premises.

Gandhi Automation's caters to a complete range of lateral sliding doors, with door panel thicknesses ranging from 70mm to 150 mm. From the doors for a positive temperature to an extremely low temperature blast freezers, these doors stand out for their high resistance, insulation and ease of use.

We offer the best performing products so that you can safely store your products catering to temperatures up to -40°C (degrees C)

Being manufactured by the mono-block door leaf method, these doors are more durable and long-lasting compared to doors produced with multiple section panels.

They do not undergo any kind of deformation when any type of chemical disinfectant is applied.



Hinged Doors

Hinged doors are those that are used for the passage of pallet trucks or personnel in areas with insufficient space for sliding.

They are used in smaller passage areas compared to sliding doors. With single and double-leaf alternatives, Gandhi Automations hinged doors always have an option suitable for your needs.

Gandhi Automations with offers a complete range of hinged doors for cold rooms.

With door thicknesses ranging from 70mm to 150 mm, these hinged doors are suitable for any type of application. They are characterized by the aluminum leaf edge and by the internal push closure and lock.



Semi insulating To & Fro Doors

The semi insulating doors differ for their sturdiness qualities and for their design accuracy. From the small hatch to the big openings, the range is really large and suits various applications.

They are used as doors for passing to/from manufacturing, processing, corridors, and handling areas having no or little temperature difference in between. They are suitable for separating the areas through which load handling devices such as forklifts, pallet trucks, etc. are passed.

The wideness of the range allows us to offer a “turnkey” service satisfying the needs in the different fields, such as agro-industrial applications, industrial use, dairy plants, fishing industries, logistics, flora-nursery, meat processing plants, and sausage and salami factories.



GUILLOTINE SLIDING DOORS Vertical Sliding Doors

Guillotine Sliding Doors are the doors that operate by sliding vertically where there is no space for sliding right or left.

Door leafs can easily be operated manually thanks to specially designed pulleys and spring systems. The doors can be manufactured both manually and automatic-operated, if required. To prevent the door from falling down in case of a problem, parachute braking systems and photocell systems are incorporated in the door design to prevent the door's closure even with people and vehicles passing under it.

Note :

The wideness of the range, allows us to offer a “turnkey” service satisfying the needs in the different fields, such as agro-industrial applications, industrial use, dairy plants, fishing industries, logistics, flora-nursery, meat processing plants, and sausage and salami factory.

Application areas include: Cold Chain, Cold Storage, Agri-Horticulture, Dairy, CA Chambers, Meat and Fisheries, Food Processing Units, Warehouses

Sliding Doors for Positive Temperatures (GTN series)



- These doors are ideal for positive temperature maintenance applications
- This door is highly efficient and delivers an appropriate insulation value
- Polyurethane foam injected under a heated press with a density of around 40/43 kg/m³ (mono-block leaf)
- Alternative frames as PVC or Aluminum
- Available in various sizes
- Available in different colors with the possibility of adding a key lock and glass window
- Thermo-Insulated door with complete hermetic sealing
- Opening system by lever handle provided with return spring
- Doors with 70 and 90 mm thick leaf
- Satisfy European health conditions

Sliding Doors for Negative Temperatures (GBT series)



- Sliding doors for applications from 0 degree Celsius to -40 degree Celsius
- Alternative frames as PVC or Aluminum
- Doors with 90, 120 and 150 mm thick leaf
- Suitable for heavy duty applications
- Hermetic sealing, energy efficient and ease of operation
- Minimalist design and smooth surface railing that maintain the highest standards of hygiene
- Heating cable inside the gasket all around the door leaf & inside the ALU frames as well as the PVC frames don't require it
- Thermal bridge is properly broken in the case of ALU frames to improve the efficiency of the cold storage
- Satisfy European health conditions



Sliding Doors with Meat Rail Passage (GPG Series)



- With Meat Rail slide-way in two versions
- The first one is called “swan neck” due to the cantilever stainless steel structure that keeps the slide-way passage free
- The second one is called “interrupted rail” and presents the sliding door track positioning just below the slide-way passage. Therefore, the track presents an interruption that allows the crossing of the cableway, the sliding track presents an interruption to allow the meat rail to pass through
- Complete sealing performance a specially designed rail system and gaskets
- Easy to install and operate
- Can be customized as per your requirement

Automatic Sliding Doors



- Electromatic is the exclusive automation kit for sliding doors
- With an electronic 3-phase gear motor on the door leaf, it helps in preventing any further lateral movement and in height encumbrance
- An electronic control board with an encoder system allows to manage self-learning feature, avoiding mechanical limit switches and their settings, with by default partial opening & emergency STOP buttons.
- The transmission of movement takes place through the Toothed Polyurethane belt and does not require any maintenance as it guarantees unparalleled silence
- Easy to install and operate
- The Electromatic installed on refrigeration doors have been designed following scrupulously the regulations in force on security and maximum safety are also guaranteed
- The inverter technology allows the management of variable opening and closing speeds, opening and closing slowdowns and the power supply by 230Vac single-phase system despite the 230V 3-phase motor



Sliding Doors

COLD STORAGE DOORS

	GTN7			GTN9		
	Working temperature			Up to +5°		
	Leaf Thickness			70 mm		
	Maximum clearing opening (width)			1500 mm		
	Maximum clearing opening (height)			2200 mm		
	Customised bigger size can be given on request in multi panel form			Optional		
LEAF	Leaf Surface Sheet Thickness			0.5 mm - 0.8 mm		
	Leaf Surface Sheet Alternative			25µ RAL Painted		
				A304 - A316		
	Handle			Integrated Internal / External Handle		
	Gasket			Single Line (Rubber + Sponge)		
	Heater Element Cable			-		
FRAME	Hanger Handle Alternative			Composite Plastic		
	Frame Alternative			PVC / AL / SS		
ACCESSORY OPTIONS	Heater Element in Frame (AL or SS options)			-		
	Double Leaf Option			-		
	Monorail System			Optional		
	Security Lock 1 Pad lock unit 2 Leaf inbuilt lock i.e. key lockable from outside & openable without key from inside during emergency exit			Optional		
	Threshold Heater (Diathermic Oiled)			-		
	Inbuilt Vision Window			-		
	Window (4-16-4) (Thermal Series)			Optional		
	PVC Curtain			Optional		
	Air Curtain			Optional		
	Safety Barrier (Inox or Galvanize)			Optional		
	Kick Plate			Optional		
	Electric Junction Box for Heater Element			-		
AUTOMATION OPTIONS	Standard Automation Kit (Motor + Control Card with Inbuilt Open, Close, Partial Open & Emergency STOP Buttons, Single Station Push Button for Inside)			Optional		
	Additional Safety Options Photocell for inside, Remote Control, Flashing Light, Magnetic Loop Detector, Radar, Light Audio Alarm System			Optional		

FREEZER ROOM DOORS

GBT9	GBT12	GBT15
Up to -10°	Up to -25°	Up to -40°
90 mm	120 mm	150 mm
2700 mm	2700 mm	2700 mm
4700 mm	4700 mm	4700 mm
Optional	Optional	Optional
0.5 mm - 0.8 mm	0.5 mm - 0.8 mm	0.5 mm - 0.8 mm
25µ RAL Painted	25µ RAL Painted	25µ RAL Painted
A304 - A316	A304 - A316	A304 - A316
Integrated Internal / External Handle	Integrated Internal / External Handle	Integrated Internal / External Handle
Single Line (Rubber + Sponge)	Double Line (Rubber + Sponge)	Double Line (Rubber + Sponge)
Resistance in Gasket 25 W/m	Resistance in Gasket 25 W/m	Resistance in Gasket 25 W/m
Composite Plastic / Stainless Steel	Composite Plastic / Stainless Steel	Composite Plastic / Stainless Steel
PVC / AL / SS	PVC / AL / SS	PVC / AL / SS
Mandatory	Mandatory	Mandatory
Optional	Optional	-
Optional	Optional	-
Optional	Optional	Optional
-	Mandatory (50 W/m)	Mandatory (50 W/m)
Optional	Optional	-
Optional	Optional	-
Optional	Optional	Optional
Optional	Optional	Optional
Optional	Optional	Optional
Optional	Optional	Optional
Standard	Standard	Standard
Optional	Optional	Optional
Optional	Optional	Optional

Controlled Atmosphere Doors - GTN9CA



They are developed as doors for atmosphere-controlled cold rooms. They provide air impermeability through their special closed-cell gaskets and stainless camshaft locking systems.

There is a glass control section on these doors, and this section can be directly installed within the door leaf.

- Used for controlled atmospheric rooms
- Polyurethane foam injected under a heated press with a density of around 40/43 kg/m³ (mono-block leaf)
- Special closed-cells air gaskets, together with the exclusive stainless-steel eccentric clenching system, guaranteeing a perfect gas tightness as well as a thermal seal
- Special design glazed inspection hatch that can be supplied to be fixed directly within the door leaf
- These doors are manufactured using hygienic materials conforming to European standards
- They do not undergo any kind of deformation when any type of chemical disinfectant is applied

		GTN9CA	GTN12CA
	Maintained Room Temperature	≥ 0 C°	≥ 0 C°
	Leaf Thickness	90 mm	120 mm
	Maximum net passage (width)	2700 mm	2700 mm
	Maximum net passage (height)	4700 mm	4700 mm
LEAF	Blade Surface Sheet Thickness	0.5 mm - 1.2 mm	0.5 mm - 1.2 mm
	Leaf Surface Sheet Alternative	25μ Painted	25μ Painted
		A304 - A316	A304 - A316
	Handle	Integrated Internal / External Handle	Integrated Internal / External Handle
	Openable Window (4-16-4) (Thermal Series)	Handle with Hinge 600mm x 400mm	Handle with Hinge 600mm x 400mm
	Gasket	Single Line (Rubber)	Single Line (Rubber)
	Custom Design Locking Sytstem	Camshaft	Camshaft
	Impermeability Handle Alternative	Composite Plastic / Stainless	Composite Plastic / Stainless
FRAME	Frame Alternative	PVC / AL	PVC / AL
ACCESSORY OPTIONS	Security Lock <div> 1 Pad lock unit 2 Leaf inbuilt lock i.e. key lockable from outside & openable without key from inside during emergency exit </div>	Optional	Optional
	PVC Curtain	Optional	Optional
	Air Curtain	Optional	Optional
	Safety Bollard	Optional	Optional
	Kick Plate	Optional	Optional

GUILLOTINE - Vertical Sliding Doors





- Vertical sliding door is the right alternative to the traditional sliding doors in certain circumstances and the right solution in some other occasions
- Guillotine Sliding Doors are the doors that operate by sliding vertically where there is no space for sliding right or left
- Door leafs can easily be operated manually thanks to specially designed pulleys and spring systems. The doors can be manufactured as both manually- and automatically- operated, if required
- To prevent the door from falling down in case of a problem, parachute braking systems and photocell systems that prevent it from being closed to people or vehicles passing under it
- It is available for both positive temperature with a 90 mm thick leaf (GVTN9) and negative temperature application with 90mm and 120mm thick door leaf provided with heaters (GVBT9/ GVBT12)
- It is a combination of the traditional thermo-insulated door leaf philosophy and the automatic lifting



GUILLOTINE - Vertical Sliding Doors

COLD STORAGE DOORS			
	GVTN7		GVTN9
	Working Temperature	≥ 5 C°	≥ 0 C°
	Leaf Thickness	70 mm	90 mm
	Maximum Clear Opening (width)	2700 mm	2700 mm
	Maximum Clear Opening (height)	4700 mm	4700 mm
LEAF	Leaf Surface Sheet Thickness	0.5 mm - 0.8 mm	0.5 mm - 1.2 mm
	Leaf Surface Sheet Alternative	25μ Painted	25μ Painted
		A304 - A316	A304 - A316
	Handle	Custom Design Internal / External U Handle	Custom Design Internal / External U Handle
	Gasket	Single Line (Rubber + Sponge)	Single Line (Rubber + Sponge)
	Heater Element Cable	-	-
FRAME	Accessory (Size and number of spring increased according to the dimension and thickness)	Spring and Pulley Systems (Parachute Breaking System)	Spring and Pulley Systems (Parachute Breaking System)
	Frame Alternative	PVC / AL / SS	PVC / AL / SS
	Heater Element in Frame (AL or SS options)	-	-
ACCESSORY OPTIONS	Safety Bollard	Optional	Optional
	Inbuilt Vision Window	-	Optional
	Threshold Heater (Diathermic Oiled)	-	-
	Window (4-16-4) (Thermal Series)	Optional	Optional
	PVC Curtain	Optional	Optional
	Air Curtain	Optional	Optional
	Kick Plate	Optional	Optional
	Electric Junction Box for Heater Element	-	-
AUTOMATION OPTIONS	Standard Automation Kit (Motor + Board + Reflective Photocell + Internal / External with 3 Buttons)		Optional
	Supplementary Accessory Options	Photocell, for inside, Remote Control, Flashing Light, Magnetic Loop Detector, Radar, Light Audio Alarm System	Optional

FREEZER ROOM DOORS

	GVBT9	GVBT12	GVBT15
	≥ -10 C°	≥ -25 C°	≥ -80 C°
	90 mm	120 mm	150 mm
	2700 mm	2700 mm	2700 mm
	4700 mm	4700 mm	4700 mm
	0.5 mm - 1.2 mm	0.5 mm - 1.2 mm	0.5 mm - 1.2 mm
	25μ Painted	25μ Painted	25μ Painted
	A304 - A316	A304 - A316	A304 - A316
	Custom Design Internal / External U Handle	Custom Design Internal / External U Handle	Custom Design Internal / External U Handle
	Single Line (Rubber + Sponge)	Double Line (Rubber + Sponge)	Double Line (Rubber + Sponge)
	Heater Element in Gasket 25 W/m	Heater Element in Gasket 25 W/m x 2	Heater Element in Gasket 25 W/m x 2
	Spring and Pulley Systems (Parachute Breaking System)	Spring and Pulley Systems (Parachute Breaking System)	Spring and Pulley Systems (Parachute Breaking System)
	PVC / AL / SS	PVC / AL / SS	PVC / AL / SS
	-	Optional	Mandatory
	Optional	Optional	Optional
	Optional	Optional	-
	Optional (50 W/m)	Mandatory (50 W/m)	Mandatory (50 W/m)
	Optional (with Heater Element)	Mandatory (with Heater Element)	-
	Optional	Optional	Optional
	Optional	Optional	Optional
	Optional	Optional	Optional
	Standard	Standard	Standard
	Optional	Optional	Optional
	Optional	Optional	Optional

Hinged Doors



- Commonly used for small width openings for pedestrian movement, mainly where users don't have sliding space
- The hinged doors are in accordance with the European constructive standard characterized by the anodized aluminum profile leaf edge.
- Polyurethane foam injected under a heated press with a density of around $40/43 \text{ kg/m}^3$ (mono-block leaf)
- Alternative frames as PVC or Aluminum or Stainless Steel
- Complete sealing performance with a specially designed hinge system and gaskets
- The series is produced for positive and negative temperature applications and is available in different colors and in stainless steel construction.
- Various accessories are provided, such as panic bars, vision portholes, etc., on demand

Hinged Doors with Meat Rail Passage



- Specially designed for meat rail passage
- Polyurethane foam injected under a heated press with a density of around 40/43 kg/m³ (mono-block leaf)
- Satisfy European health conditions
- No thermal bridge door designs
- Easy to install and operate
- The hinged doors with meat rail slide-way passage (HPG) are available in a model provided with a special rubber structure suitable for a fixed meat rail, and in another one with a double hatch system for a mobile rail.
- Our technical department is at full disposal to send technical drawings, to make feasibility evaluations, especially when special applications are concerned



Hinged Doors

COLD STORAGE DOORS				
	HTN7			HTN9
	Working Temperature		Up to +5°	Up to 0°
	Leaf Thickness		70 mm	90 mm
	Maximum net passage (width)		1300 mm	1300 mm
	Maximum net passage (height)		4700 mm	4700 mm
BLADE	Leaf Surface Sheet Thickness		0.5 mm - 1.2 mm	0.5 mm - 1.2 mm
	Leaf Surface Sheet Alternative		25µ Painted	25µ Painted
			A304 - A316	A304 - A316
	Handle	External	Lockable Custom Design	Lockable Custom Design
		Internal	Naturally Luminous Emergency Exit Buttons	Naturally Luminous Emergency Exit Buttons
	Gasket		Single Line (Rubber + Sponge)	Single Line (Rubber + Sponge)
	Heater Element Cable		-	-
FRAME	Frame Alternative		PVC / AL / SS	PVC / AL / SS
	Heater Element in Frame (AL or SS options)		-	-
ACCESSORY OPTIONS	Double Leaf Option With Rail System		-	Optional
	Rail Passage System		Optional	Optional
	Threshold Heater (Diathermic Oiled)		-	-
	Viewing Window (4-16-4) (Thermal Series)		Optional	Optional
	PVC Curtain		Optional	Optional
	Air Curtain		Optional	Optional
	Safety Bollard		Optional	Optional
	Kick Plate		Optional	Optional
	Electric Junction Box for Heater Element		-	-
	Panic Bar (Inside)		Optional	Optional

FREEZER ROOMS

	HBT9	HBT12	HBT15
	Up to -10°	Up to -25°	Up to -40°
	90 mm	120 mm	150 mm
	1200 mm	1200 mm	1200 mm
	4700 mm	4700 mm	4700 mm
	0.5 mm - 1.2 mm	0.5 mm - 1.2 mm	0.5 mm - 1.2 mm
	25µ Painted	25µ Painted	25µ Painted
	A304 - A316	A304 - A316	A304 - A316
	Lockable Custom Design	Lockable Custom Design	Lockable Custom Design
	Naturally Luminous Emergency Exit Buttons	Naturally Luminous Emergency Exit Buttons	Naturally Luminous Emergency Exit Buttons
	Single Line (Rubber + Sponge)	Double Line (Rubber + Sponge)	Double Line (Rubber + Sponge)
	Resistance in Gasket 25 W/m	Resistance in Gasket 25 W/m	Resistance in Gasket 25 W/m
	PVC / AL / SS	PVC / AL / SS	PVC / AL / SS
	-	Optional	Mandatory
	Optional	Optional	-
	Optional	Optional	-
	Optional (50 W/m)	Optional (50 W/m)	Mandatory (50 W/m)
	Optional (with Heater Element)	Optional (with Heater Element)	Optional (with Heater Element)
	Optional	Optional	Optional
	Optional	Optional	Optional
	Optional	Optional	Optional
	Optional	Optional	Optional
	Standard	Standard	Standard
	Optional	Optional	Optional

To and Fro Doors




- It is provided with a double-action composite material hinges with an auto-close facility and stop at a 90° angle inside as well as outside; furthermore, it is provided with a Lexan oval porthole
- The semi-insulating to and fro doors are available in single or double leaf versions with modular and telescopic anodized aluminum frame, with a monolithic 40 mm thick insulated leaf covered by pre-painted galvanized steel sheets or A304/A316 Stainless Sheet available in any thickness (0.5mm to 1.2mm) with injected high-density PU foam
- The ideal application is to separate rooms where people or trolleys need to pass in a fast and easy way, such as industrial kitchens, processing rooms in the food, pharmaceutical, and industrial field
- They are manufactured using hygienic materials conforming to European standards. They contain no organic materials

		T&F-1B	T&F-2B
	Number of Leaf	Single	Double
	Blade Thickness	40 mm	40 mm
	Maximum Clear Opening (width)	1200 mm	2500 mm
	Maximum Clear Opening (height)	4700 mm	4700 mm
LEAF	Leaf Surface Sheet Thickness	0.5 mm - 1.2 mm	0.5 mm - 1.2 mm
	Leaf Surface Sheet Alternative	25μ Painted	25μ Painted
		A304 - A316	A304 - A316
	Inbuilt Vision Window	Standard Oval Glass	Standard Oval Glass
	Gasket	Special Desing Gasket	Special Desing Gasket
FRAME	Frame Assembly	Combination of PVC + AL	Combination of PVC + AL
ACCESSORY	Air Wing Bumper (Dimension and Number Can Be Increased)	Standard	Standard
	Kick Plate (Dimension and Number Can Be Increased)	Standard	Standard
	Rail Passage System	Optional	Optional
	Manual Lock	Optional	Optional

Hygienic Office Doors

(Service Doors)



- Doors with single single-action hinges are openable up to an almost 180° angle
- They are classified as semi-insulated doors and are used as office doors, staff doors or passage doors for any operating departments
- These doors are manufactured using hygienic materials conforming to European standards
- They contain no organic materials and do not undergo any kind of deformation when any type of chemical disinfectant is applied
- Being manufactured by the mono-block door leaf method, these doors are more durable and long-lasting
- Various accessories, such as a vision window, panic bar, automatic door closer, or locking systems, can be provided on special request

		GSER1B	GSER2B
	Number of Leaf	Single	Double
	Leaf Thickness	40 mm	40 mm
	Maximum Clear Opening (width)	1200 mm	2500 mm
	Maximum Clear Opening (height)	4700 mm	4700 mm
LEAF	Leaf Surface Sheet Thickness	0.5 mm - 1.2 mm	0.5 mm - 1.2 mm
	Leaf Surface Sheet Alternative	25μ Painted	25μ Painted
		A304 - A316	A304 - A316
	Handle with dead lock	Standard	Standard
	Gasket	Special Desing Gasket	Special Desing Gasket
FRAME	Frame Assembly	AL	AL
ACCESSORY OPTIONS	Panic Bar (Inside)	Optional	Optional
	Stainless Door Handle	Optional	Optional
	Vision Window	Optional	Optional
	Kick Plate	Optional	Optional
	Automatic Door Closer	Optional	Optional



STAR EXPORT HOUSE
(Government of India Recognised)



Gandhi Automations operates a policy of continuous development and reserves the right to make technical modifications / replacements without prior notice.



GANDHI
Automations Pvt Ltd

India's **No.1** Entrance Automation & Loading Bay Equipment Company

INDIA:

Gandhi Automations Pvt Ltd, Chawda Commercial Centre, Link Road, Malad (W), Mumbai-400064, India
Tel: +91 22 6672 0200 / 6672 0300 (200 Lines)

UAE:

Gandhi Automation FZE, Jafza One Building No.1 - AB1204, Jebel Ali Free Zone, Dubai, UAE
Tel: +971 50 915 3560

Email: export@geapl.com | **Website:** www.geapl.com